



District Report Card: 2017


State: Rajasthan	District: Banswara
Class: 8	Subject: Language
Schools: 51	Students: 1317


Participation/Coverage


Students

GENDER 	Boys		Girls	
	Number	%	Number	%
	616	46.77	701	53.23

AREA 	Rural		Urban	
	Number	%	Number	%
	1294	98.25	23	1.75

CATEGORY 	SC		ST		OBC		GEN	
	Number	%	Number	%	Number	%	Number	%
	68	5.16	1168	88.69	53	4.02	28	2.13

CWSN 	LD	VI	HI	S&LD	ID	Oth
	4	4	1	1	2	16

Management 	Government		Government-aided	
	Number	%	Number	%
	1317	100.00	0	0.00

Average Performance of Students in Language (%)

Overall	Gender		Area		Management		Social Group			
	Male	Female	Rural	Urban	Govt.	Aided	SC	ST	OBC	GEN
57.41	58.51	56.44	56.79	92.17	57.41	0.00	55.29	57.03	59.37	74.52

Performance on Learning Outcomes (LOs)

Learning Outcomes	Description	Average Performance(%)
L813	Read textual/non-textual materials with comprehension and identifies the details, characters, main idea and sequence of ideas and events while reading	57.41

Range of Performance of Students who Answered Correctly							
Below 30%		30% - 50%		50% - 75%		Above 75%	
Number	%	Number	%	Number	%	Number	%
218	16.55	289	21.94	462	35.08	348	26.42

Lowest Performing Learning Outcomes (LOs)

1 - Read textual/non-textual materials with comprehension and identifies the details, characters, main idea and sequence of ideas and events while reading (57.41)